




AREA CODE 520

AREA CODE 480

AREA CODE 623

AREA CODE 602



**COMPUTER MALFUNCTION**

Saint Blaise,  
The Patron Saint of Beasts,  
The Patron Saint of Wounds,  
Hear us pray,  
O Saint Blaise,  
O Saint Blaise,  
O Saint Blaise,  
Keep us from  
the sites which am L,  
the sites which are  
the sites which are  
But, mostly,  
Help us find our car!

**NOTES**  
1. CLUE LOCATIONS MEASURED FROM CENTER LINES OF ROADS.  
2. CLUE LOCATIONS MEASURED FROM CENTER LINES OF ROADS.  
3. AT ALL TIMES, SWEETLY FIRST, BE CAREFUL!


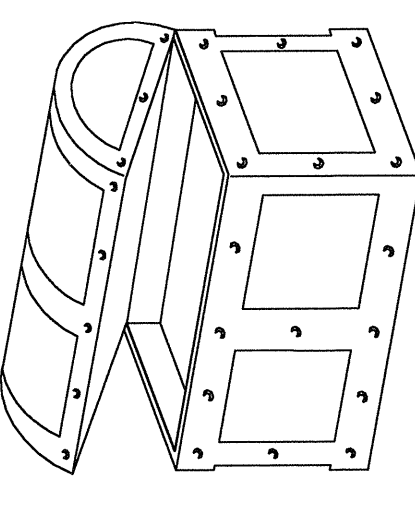
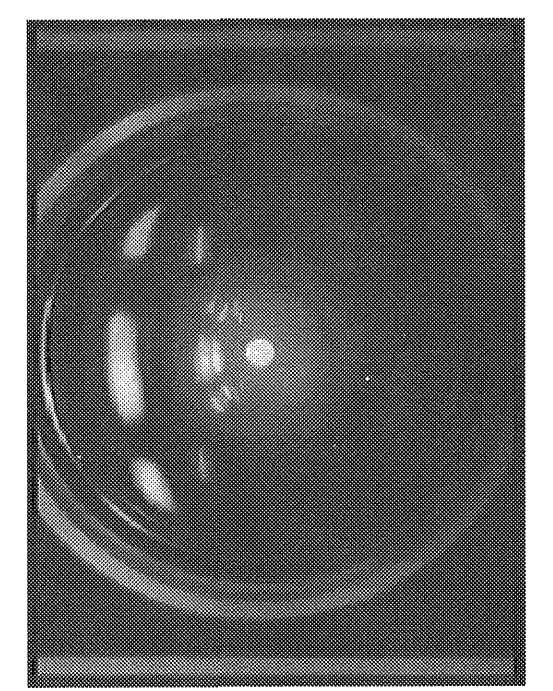


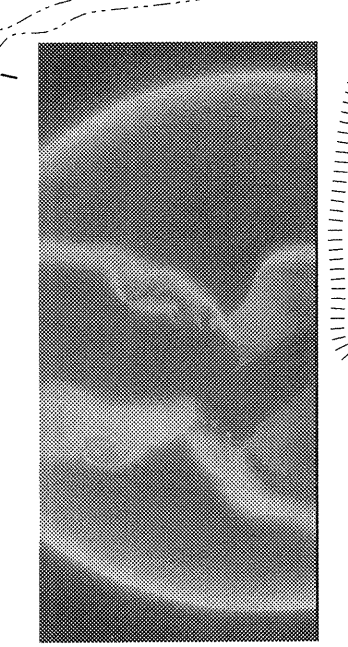
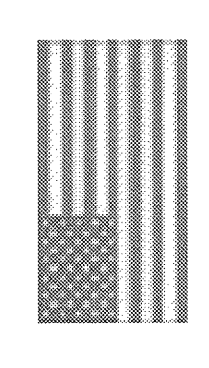
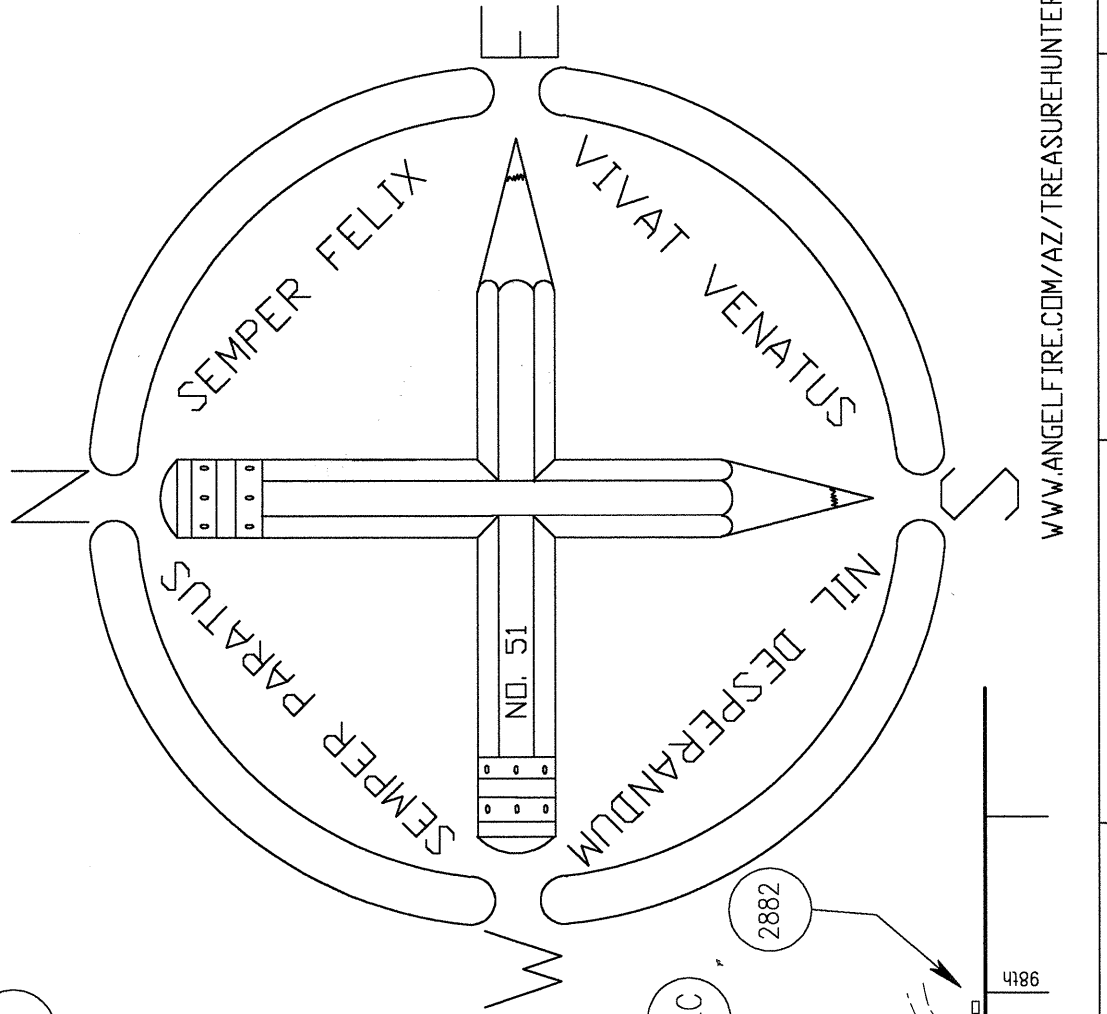
**LEGEND**

- ALL-WEATHER ROAD (MAJOR)
- ALL-WEATHER ROAD (MINOR)
- UNIMPROVED ROAD
- POWER LINE (POLE OR TOWER)
- FENCE
- AREA CODE BOUNDARY
- WASHI, CREEK
- MOUNTAIN, HILL, DIKE OR EMBANKMENT
- PUBLIC TELEPHONE
- 24 HOUR EMERGENCY CENTER
- BRIDGE
- CATTLE GUARD
- LOCKED GATE OR BLOCKADE

**SCALE (MILES)**  
0 0.5 1

**SCALE (MILES)**  
1 0.5 1

**SCALE (MILES)**  
1 0.5 1



THE MOBILE HQ'S (602) 769-0514 or (602) 632-0555  
NOTE: FOR ACCIDENT-RELATED EMERGENCIES, CALL 911